





# 1688 账户注册

**企业账户注册**

个人账户注册

有企业营业执照（含个体工商户）的用户请注册。权益如下：做企业实名认证；作为卖家身份开店；作为买家身份采购。

\* 会员名: 设置会员名

\* 登录密码: 设置你的登录密码

\* 密码确认: 请再次输入你的登录密码

了解更多：

手机收不到验证码？

会员账户注册不成功

企业账

如何开店？

如何让生意更好？

联系姓名: 请输入真实姓名

\* 企业名称: 请输入营业执照上的公司名称

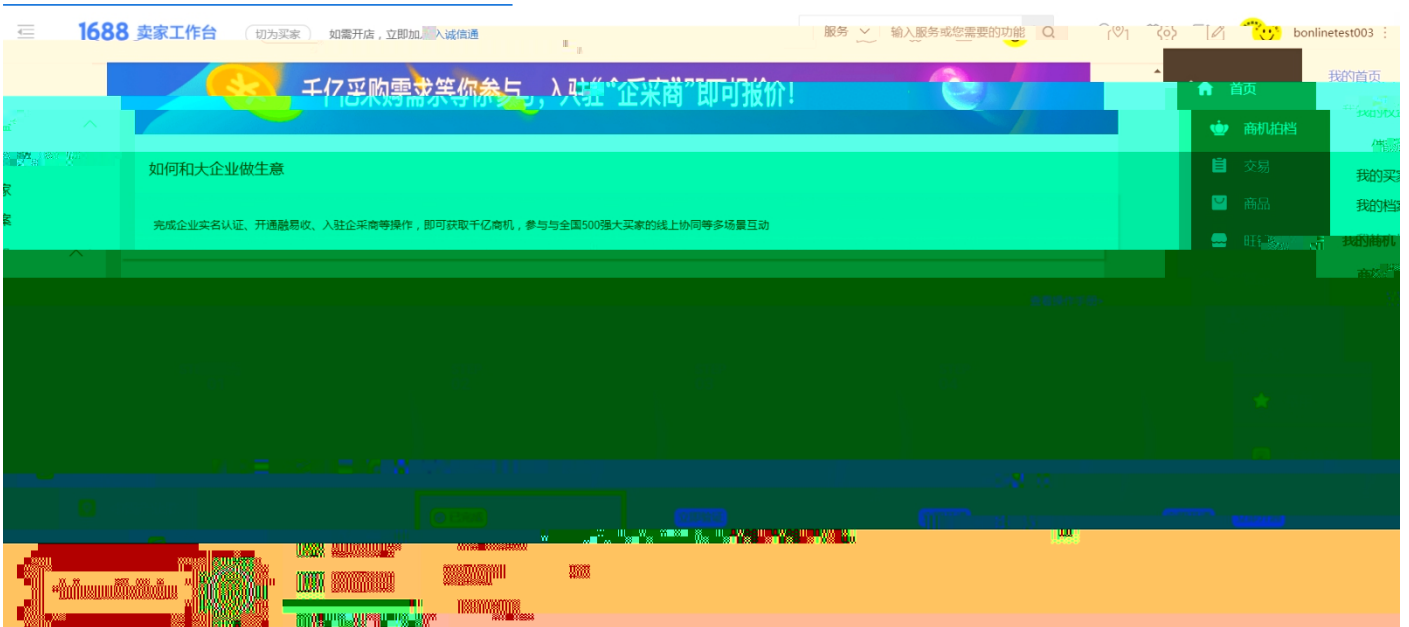
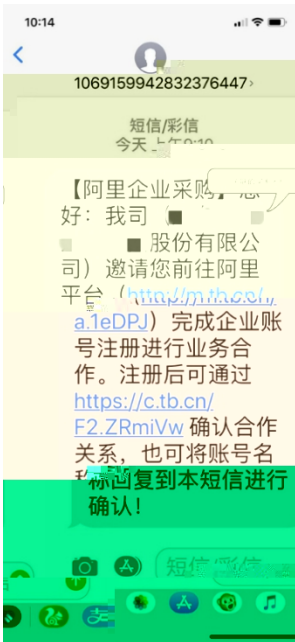
\* 贸易身份:  我要销售  我要采购  两者都是

\* 手机号码: 中国大陆 +86

\* 验证码: 请按住滑块，拖动到最右边

创建网站账号的同时，我同意遵守：  
《阿里巴巴服务协议》及《隐私声明》

同意并注册



The image shows a business registration form with several fields and annotations. At the top, there is a header with a national emblem and the text "统一社会信用代码" (Unified Social Credit Code) and "公司名称" (Company Name). Below this, there are fields for "统一社会信用代码" (with a red box and arrow labeled '2'), "名称" (Name, with a red box and arrow labeled '1'), "注册资本" (Registered Capital), "法定代表人" (Legal Representative), "营业期限" (Business Term), "经营范围" (Business Scope), and "住所" (Address). The form is divided into two main sections: "填写基础资料" (Fill in basic information) and "上传证件附件" (Upload documents and attachments). The "填写基础资料" section includes fields for "企业名称" (Company Name), "工商注册号" (Business Registration Number) with radio buttons for "工商注册号" and "统一社会信用代码", "请填写统一社会信用代码" (Please fill in the unified social credit code), "法定代表人归属地" (Legal Representative's Hometown) with radio buttons for "中国大陆", "中国-香港", "中国-台湾", "中国-澳门", and "海外", "法定代表人姓名" (Legal Representative's Name), and "法定代表人-证件号" (Legal Representative's ID Number). A note below the "法定代表人-证件号" field states: "①法定代表人归属地: 大陆, 建议填写有效身份证号码" (① Legal Representative's Hometown: Mainland, suggest filling in an effective ID number). A red arrow points from the "统一社会信用代码" field in the top section to the "统一社会信用代码" field in the "填写基础资料" section. Another red arrow points from the "名称" field in the top section to the "企业名称" field in the "填写基础资料" section. A third red arrow points from the "法定代表人" field in the top section to the "法定代表人姓名" field in the "填写基础资料" section. A fourth red arrow points from the "营业期限" field in the top section to the "上传证件附件" section. A fifth red arrow points from the "住所" field in the top section to the "上传证件附件" section. At the bottom of the form, there is a red box with the text: "请填写实名认证操作人的手机号, 以便后续接收短信提醒" (Please fill in the mobile phone number of the real-name authentication operator, so that you can receive SMS reminders in the future). There is also a blue button labeled "下一步" (Next Step) at the bottom left.

若为境外法人, 请按提示填  
内地通行证或者护照号码

请填写实名认证操作人的手机号,  
以便后续接收短信提醒

下一步

1 填写基础资料

2 上传证件附件

3 审核

① 请保证上传的附件清晰、无折痕、无遮挡；证件在有效期内，且关键字无修改痕迹，无需增加水印上传

• 营业执照：

上传营业执照

**上传营业执照原件（不可使用复印件）的彩色扫描件/照片**

此项必填

① 法定代表人归属地：**大陆**，建议上传有效身份证照片

法人代表身份-证件正面：


上传护照

上传身份证

• 法人身份证原件的正反扫描件/照片，**原件，必须四边四角**

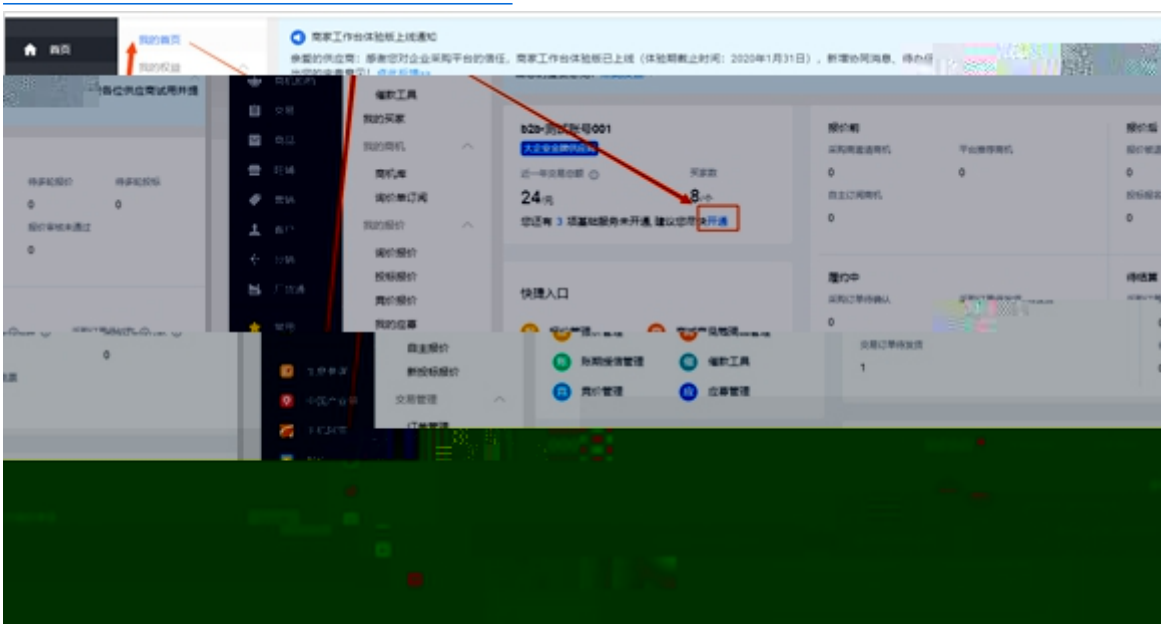
• 若上传的是护照，证件正面即可

提交审核

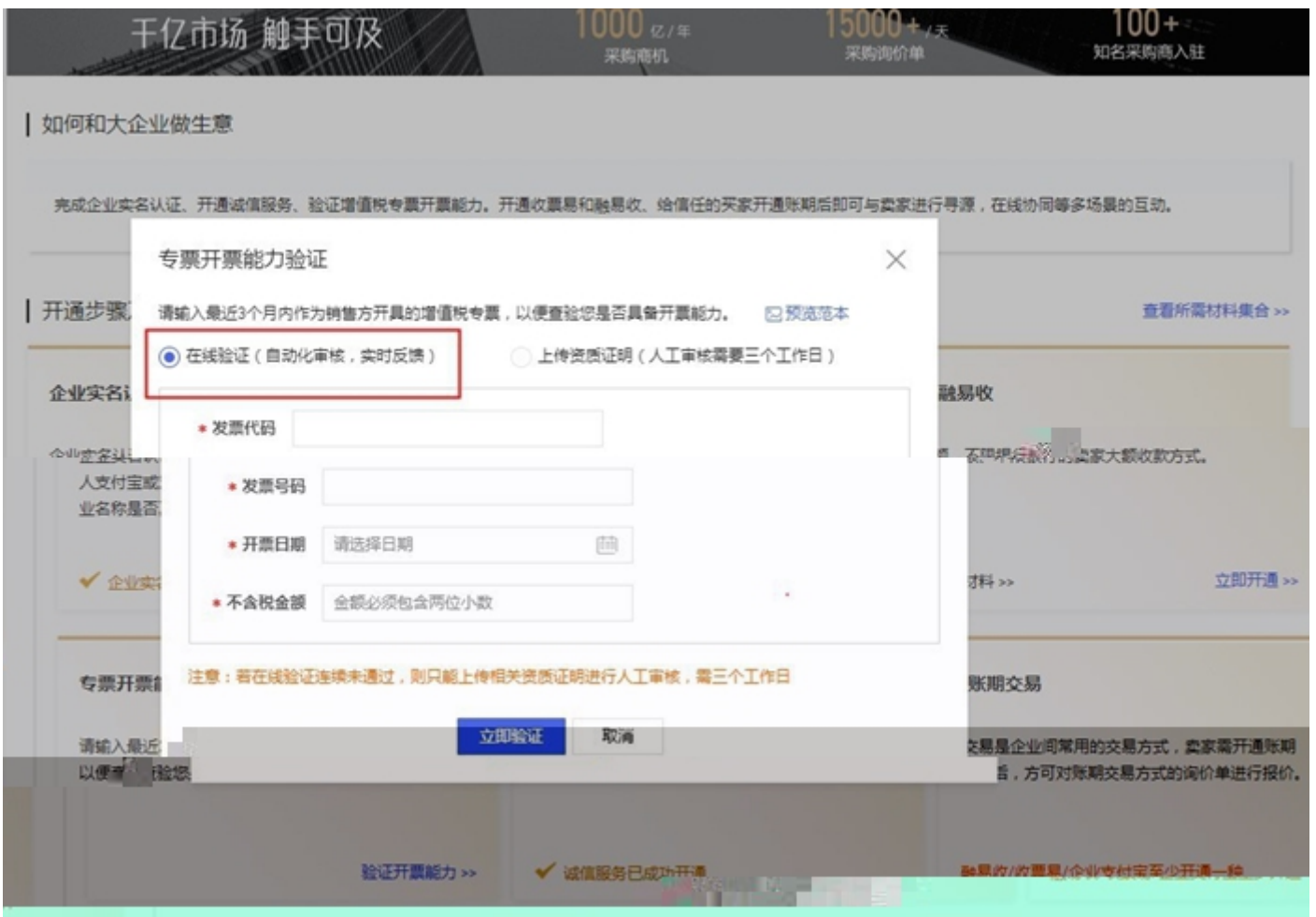
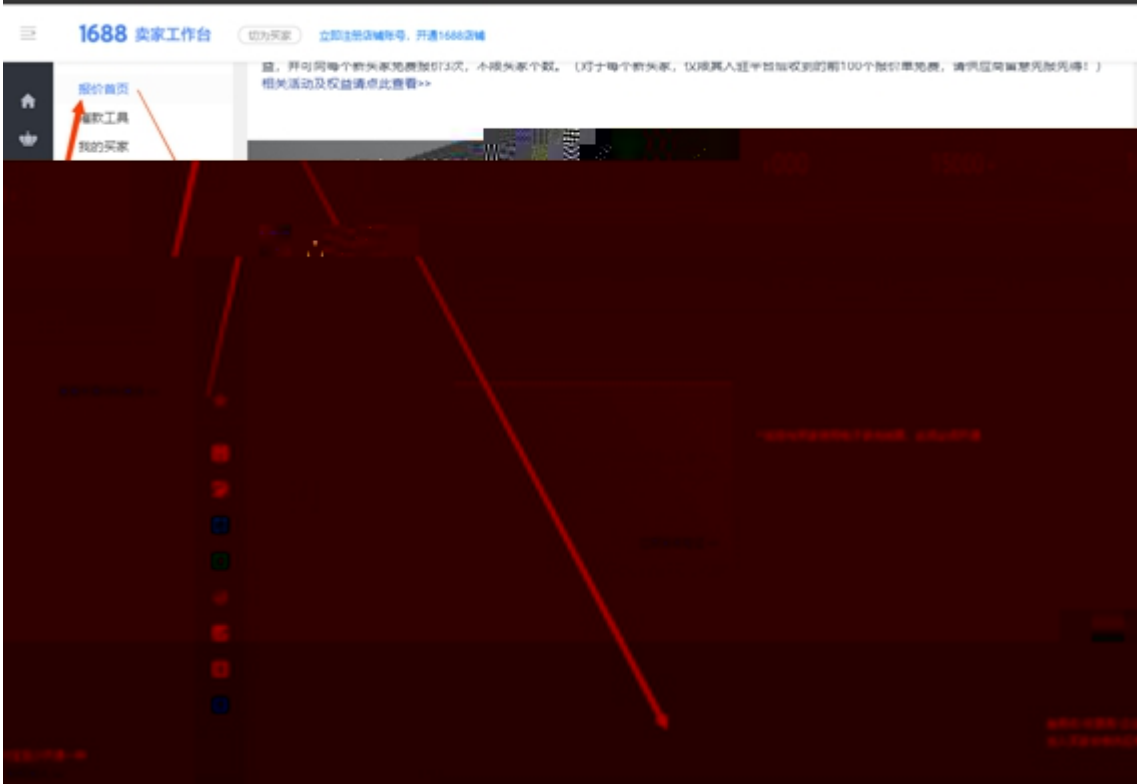













## 证书上传

前两行选择“一般纳税人证明材料”

\*证书类型: 一般纳税人证明材料  [如何选择证书类型?](#)

\*证书名称: 一般纳税人证明材料

\*证书生效时间: 2018-06-05  填写当天时间即可

证书有效期截止:  如果证书上有, 必须填写

\*证书编号: (填写发票编号)

\*发证机构: (填写供应商企业名称)

发证机构联系电话:

发证机构 

\*上传证书图片:



如何处理图片中身份证号等隐私信

息, 以防他人窃取! 此处上传供应商开具的16%

或17%税点的发票照片即可

我确认填写或上传内容真实、合法、有效, 不存在盗用、冒用、伪造等与自身真  
与之相关的后果。

提交审核